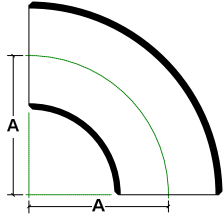


Dunlap Stainless, Inc.

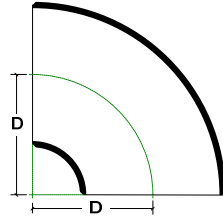
2905 Ramsey Road
Gainesville, GA 30507



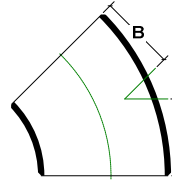
Fittings: Dimensional Tolerances



90° Elbow / Long Radius



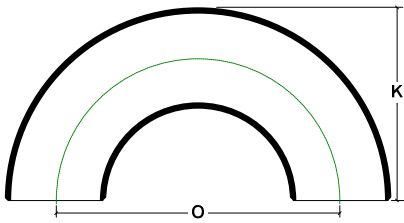
90° Elbow / Short Radius



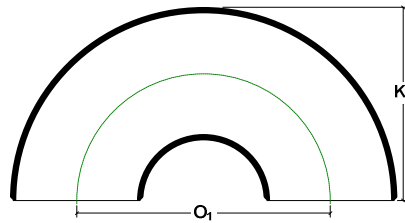
45° Elbow



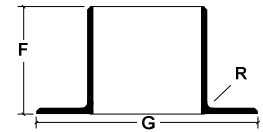
Cap



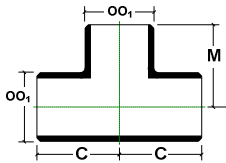
180° Return / Long Radius



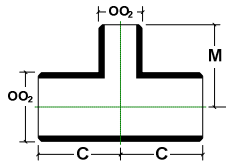
180° Return / Short Radius



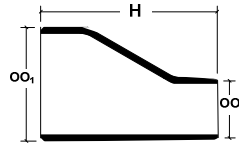
Short Pattern Stub End



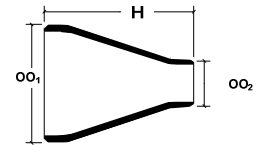
Straight Tee



Reducing Tee



Eccentric Reducer



Concentric Reducer

All Fittings			Elbows and Tees	180° Returns			Elbows and Tees		Reducers and Stub Ends	Stub Ends		Caps	
Nominal Pipe Size	Outside Diameter at Bevel	Inside Diameter at Ends	Center-to-End Length A, B, C, D, M	Center-to-Center Length O, O ₁	Back-to-Face Length K, K ₁	Alignment of Ends	Off Angle	Off Plane	Overall Length F, H	Outside Diameter of Lap G	Radius R	Overall Length E	
1/2 - 2 1/2	+0.06 / - 0.03	±0.03	Not Less Than 87½% of the Nominal Thickness Specified	±0.06	±0.25	±0.25	±0.03	0.03	0.06	±0.06	+0 / - 0.03	+0 / - 0.03	±0.12
3 - 3 1/2	±0.06	±0.06		±0.06	±0.25	±0.25	±0.03	0.03	0.06	±0.06	+0 / - 0.03	+0 / - 0.03	±0.12
4	±0.06	±0.06		±0.06	±0.25	±0.25	±0.03	0.03	0.06	±0.06	+0 / - 0.03	+0 / - 0.06	±0.12
5 - 8	+0.09 / - 0.06	±0.06		±0.06	±0.25	±0.25	±0.03	0.06	0.12	±0.06	+0 / - 0.03	+0 / - 0.06	±0.25
10 - 12	+0.16 / - 0/12	±0.12		±0.09	±0.38	±0.25	±0.06	0.09	0.19	±0.09	+0 / - 0.06	+0 / - 0.06	±0.25
14 - 16	+0.16 / - 0/12	±0.12		±0.09	±0.38	±0.25	±0.06	0.09	0.25	±0.09	+0 / - 0.06	+0 / - 0.06	±0.25
18	+0.16 / - 0/12	±0.12		±0.09	±0.38	±0.25	±0.06	0.12	0.38	±0.09	+0 / - 0.06	+0 / - 0.06	±0.25
20 - 24	+0.25 / - 0.19	±0.19		±0.09	±0.38	±0.25	±0.06	0.12	0.38	±0.09	+0 / - 0.06	+0 / - 0.06	±0.25

ALL DIMENSIONS ARE IN INCHES
¹IN ACCORDANCE WITH ASME/ANSI B16.9