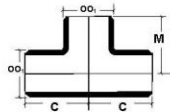


# Dunlap Stainless, Inc.

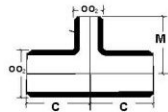
2905 Ramsey Road  
Gainesville, GA 30507



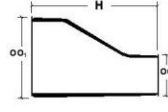
## Tees & Reducers : 1/2" - 8"



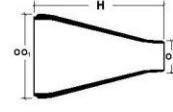
Straight Tee



Reducing Tee



Eccentric Reducer



Concentric Reducer

NOM PIPE SIZE		OUTSIDE DIAM.		CENTER TO END		LENGTH
NPS X	NPS	OD <sup>1</sup>	OD <sup>2</sup>	RUN C	OUTLET M	H
1/2	1/2	0.84	0.84	1.00	1.00	-
3/4	3/4	1.05	1.50	1.12	1.12	-
	1/2	1.05	0.84	1.12	1.12	1.50
1	1	1.32	1.32	1.50	1.50	-
	3/4	1.32	1.05	1.50	1.50	2.00
	1/2	1.32	0.84	1.50	1.50	2.00
1 1/4	1 1/4	1.66	1.66	1.88	1.88	-
	1	1.66	1.32	1.88	1.88	2.00
	3/4	1.66	1.05	1.88	1.88	2.00
	1/2	1.66	0.84	1.88	1.88	2.00
1 1/2	1 1/2	1.90	1.90	2.25	2.25	-
	1 1/4	1.90	1.66	2.25	2.25	2.50
	1	1.90	1.32	2.25	2.25	2.50
	3/4	1.90	1.05	2.25	2.25	2.50
	1/2	1.90	0.84	2.25	2.25	2.50
2	2	2.38	2.38	2.50	2.50	-
	1 1/2	2.38	1.90	2.50	2.38	3.00
	1 1/4	2.38	1.66	2.50	2.25	3.00
	1	2.38	1.32	2.50	2.00	3.00
	3/4	2.38	1.05	2.50	1.75	3.00
	2 1/2	2.88	2.88	3.00	3.00	-
2 1/2	2	2.88	2.38	3.00	2.75	3.50
	1 1/2	2.88	1.90	3.00	2.62	3.50
	1 1/4	2.88	1.66	3.00	2.50	3.50
	1	2.88	1.32	3.00	2.25	3.50
	3	3.50	3.50	3.38	3.38	-
	2 1/2	3.50	2.88	3.38	3.25	3.50
3	2	3.50	2.38	3.38	3.00	3.50
	1 1/2	3.50	1.90	3.38	2.88	3.50
	1 1/4	3.50	1.66	3.38	2.75	3.50

NOM PIPE SIZE		OUTSIDE DIAM.		CENTER TO END		LENGTH
NPS X	NPS	OD <sup>1</sup>	OD <sup>2</sup>	RUN C	OUTLET M	H
3 1/2	3 1/2	4.00	4.00	3.75	3.75	-
	3	4.00	3.50	3.75	3.62	4.00
	2 1/2	4.00	2.88	3.75	3.50	4.00
	2	4.00	2.38	3.75	3.25	4.00
	1 1/2	4.00	1.90	3.75	3.12	4.00
	1 1/4	4.00	1.66	-	-	4.00
4	4	4.50	4.50	4.12	4.12	-
	3 1/2	4.50	4.00	4.12	4.00	4.00
	3	4.50	3.50	4.12	3.88	4.00
	2 1/2	4.50	2.88	4.12	3.75	4.00
	2	4.50	2.38	4.12	3.50	4.00
	1 1/2	4.50	1.90	4.12	3.38	4.00
5	5	5.56	5.56	4.88	4.88	-
	4	5.56	4.50	4.88	4.62	5.00
	3 1/2	5.56	4.00	4.88	4.50	5.00
	3	5.56	3.50	4.88	4.38	5.00
	2 1/2	5.56	2.88	4.88	4.25	5.00
	2	5.56	2.38	4.88	4.12	5.00
6	6	6.62	6.62	5.62	5.62	-
	5	6.62	5.56	5.62	5.38	5.50
	4	6.62	4.50	5.62	5.12	5.50
	3 1/2	6.62	4.00	5.62	5.00	5.50
	3	6.62	3.50	5.62	4.88	5.50
	2 1/2	6.62	2.88	5.62	4.75	5.50
8	8	8.62	8.62	7.00	7.00	-
	6	8.62	6.62	7.00	6.62	6.00
	5	8.62	5.56	7.00	6.38	6.00
	4	8.62	4.50	7.00	6.12	6.00
	3 1/2	8.62	4.00	7.00	6.00	6.00

ALL DIMENSIONS ARE IN INCHES  
ALL DIMENSIONS ARE IN ACCORDANCE WITH ASME/ANSI B16.9